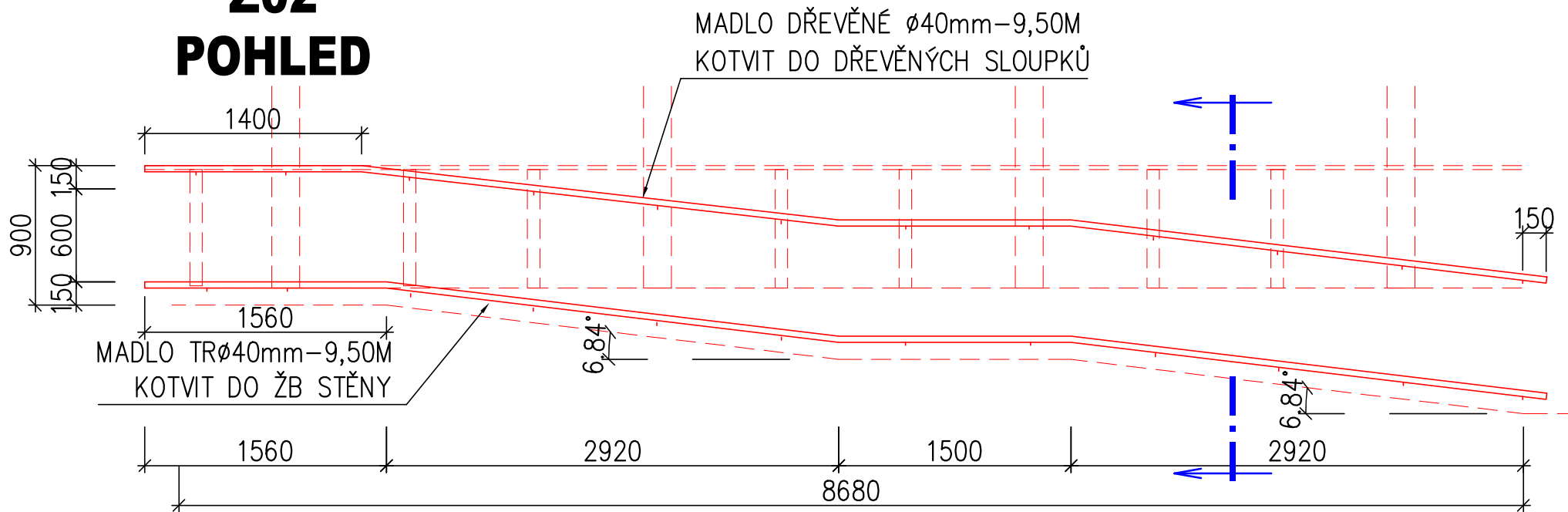
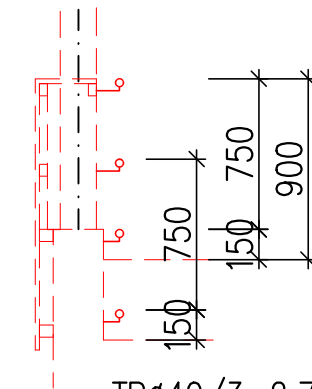


Z02 POHLED

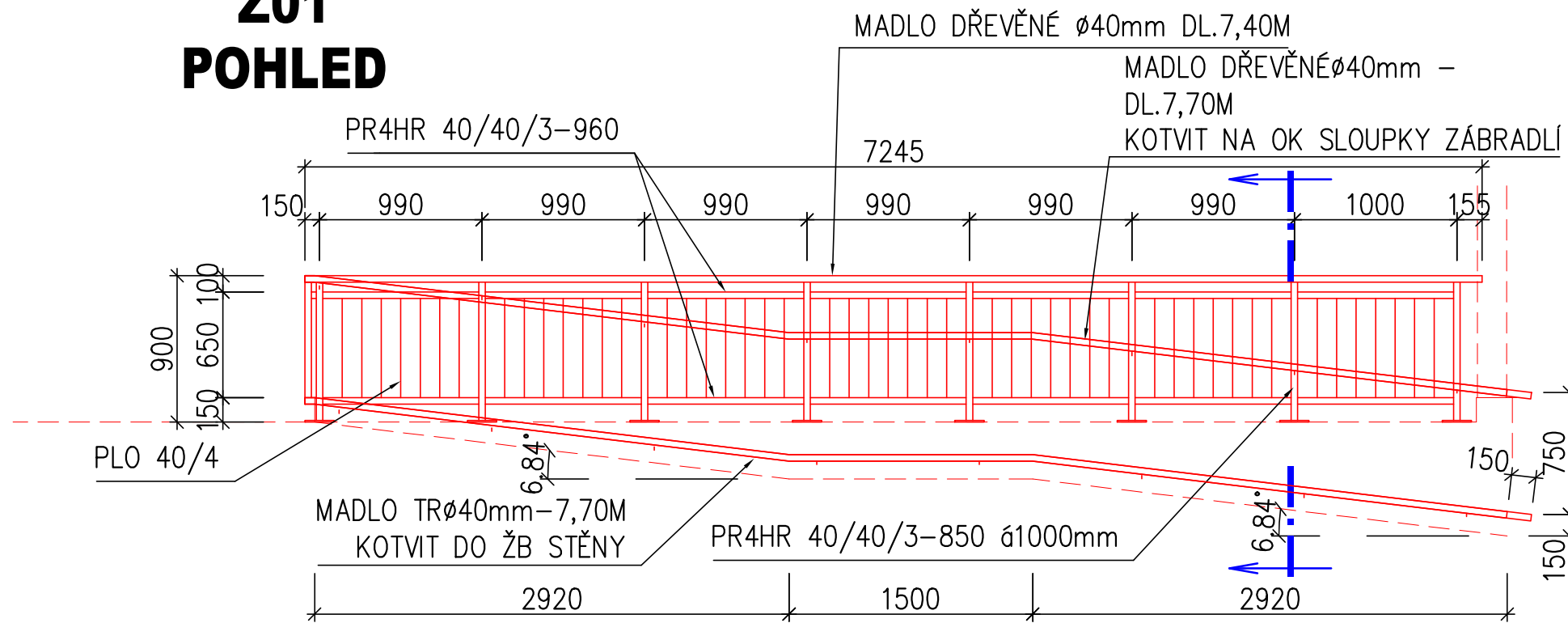


ŘEZ

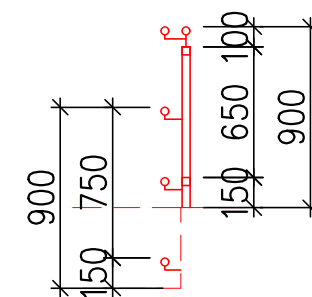


| | |
|---------------------------|---------|
| TRØ40/3-2,74KG/M; 9,50M; | 26,10KG |
| PLO 30/4-9,50M, 0,94KG/M; | 8,90KG |
| NEVYKÁZANÝ MATERIÁL 20% | 7,00KG |
| CELKEM | 42,00KG |
| DŘEVĚNÉ MADLO DL. 9,50M | |

Z01
POHLED



ŘEZ



| | |
|---|----------|
| TRØ40/3-2,74KG/M; 7,70M; | 21,10KG |
| PR4HR 40/40/3-22,50M; 3,40KG/M; 76,50KG | |
| PLO 40/4-15,10M, 1,26KG/M; | 19,10KG |
| PLO 30/4-15,10M, 0,94KG/M; | 14,20KG |
| NEVYKÁZANÝ MATERIÁL 20% | 26,20KG |
| CELKEM | 157,10KG |
| DŘEVĚNÉ MADLO DL. 15,10M | |